

**Pre-Requisite Information**

*Please note that it is the responsibility of the student to research individual occupational therapy program admission requirements. Additional courses may be required or recommended, including behavioral sciences, math and science. Your academic advisor can discuss courses required for your major.*

<b>Biological Sciences</b>	<b>Courses</b>	<b>Required</b>	<b>Strongly Recommended</b>
General Biology (1 sem)	MCB 150 & MCB 151 or IB 150 & IB 151		✓
Anatomy & Physiology (2 sem)	MCB 244 & MCB 245 MCB 246 & MCB 247	✓	
<b>Physical Sciences</b>	<b>Courses</b>	<b>Required</b>	<b>Strongly Recommended</b>
General Chemistry (1 sem)	CHEM 101 or CHEM 102 & CHEM 103		✓
<b>Statistics</b>	<b>Courses</b>	<b>Required</b>	<b>Strongly Recommended</b>
Statistics	STAT 100 or equivalent	✓	
<b>Behavioral Sciences &amp; Communication</b>	<b>Courses</b>	<b>Required</b>	<b>Strongly Recommended</b>
Psychology (2 sem)	PSYC 100, PSYC 238	✓	
Lifespan Development	HDFS 105 or PSYC course	✓	
Sociology	SOC 100		✓
Medical Terminology	CLCV 102 or KIN 199		✓
Communication (2 sem)	Composition 1 Advanced Composition	✓	



## EXPERIENCES FOR OT SCHOOL

*Occupational Therapy schools look for a variety of experiences, but emphasize shadowing a licensed occupational therapist. This is not an exhaustive list of the opportunities. Students can pursue many things to enhance their future application. It is important to have quality experiences over quantity!*

### Shadowing/Direct OT Care

- Shadow Licensed OT (various settings and patients)
- Hospital/Clinic Volunteering
- OT Assistant

### Community Service

- Social Justice
- Get out in your campus community

### Leadership

- Training & Development
- Executive Board Position

### Research

- Undergraduate Research
- Summer Undergraduate Research Fellowship
- Research during gap year



# YOUR TIMELINE

*This is a suggested timeline only. Every student has their own path to OT school. If choosing a gap year, it allows students to enhance their academics and professional/personal experiences.*

## Fall

PSYC 100  
CHEM 101 or 102/103

Attend Quad Day, Pre-Health Kick-Off  
Find RSOs to join (don't join too many!)

## Spring

MCB 150 & MCB 151 or IB 150 & IB 151  
STAT 100

Volunteering  
Look into research opps  
Summer planning-shadowing

## Fall

PSYC 238  
SOC 100

Continue activities and/or find new ones  
Shadow OT

## Spring

HDFS 105

Summer planning-internships, shadowing  
Study Abroad

## Fall

MCB 244 & MCB 245  
PHYS 101 (if needed)

Leadership experience  
GRE Prep

## Spring

MCB 246 & MCB 247

GRE Prep or Take GRE  
Plan for application cycle-if not planning  
gap year

## Fall

CLCV 102 or KIN 199

GRE Prep (if haven't applied)  
OT School Interviews

## Spring

Any additional coursework

Take GRE (if applying upcoming cycle)  
OT School Interviews/Decision on Offers  
Consider reapplying



# YOUR TIMELINE

*Print this document to fill in your coursework and experiences.*

Fall

Spring

Fall

Spring

Fall

Spring

Fall


Spring

# TIMELINE OF APPLYING

## ARE YOU READY?

### First step...

Determine if you are ready to apply based on your academics (GPA, completed pre-reqs), test score, experiences and letters of rec. Do you feel like you are competitive for the programs you want to apply to?



## APPLICATION OPENS

### Know your dates...

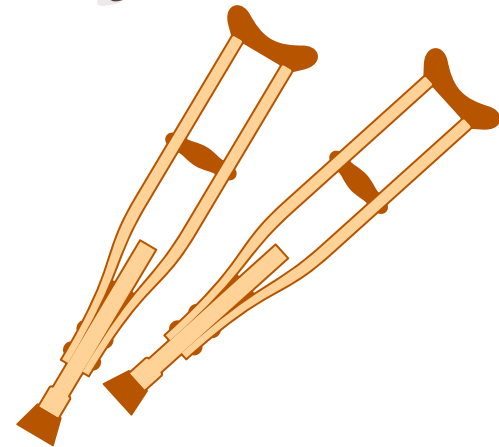
The application to OT school opens in late July each year. Applicants can submit their OTCAS when they feel they are ready to. Some OT programs do not use OTCAS for their application. Research programs to know how to apply!



## WHAT DO YOU NEED TO APPLY?

### Plan ahead...

It is important to know that you typically do not need letters of recommendation or your test scores to submit your application. The basic parts are: biographical info, coursework, personal statement, work/activities, who your letter writers are and admission test date.



## VERIFICATION

### Start the process...

OTCAS will have your primary application go through a process called verification. This is where OTCAS "verifies" what you have entered in for coursework and that it matches your transcripts. They will also calculate the various GPAs OT schools use to evaluate applicants. This process can take 2 days or up to 4 weeks. Apply early!




# TIMELINE OF APPLYING

## SECONDARY APPLICATIONS

### *Check your email...*

Once your application is submitted and verified, you can work on secondary applications or supplemental questions. Many programs will have questions embedded in OTCAS or could send you a separate application (secondary).



## WAITING GAME

### *No news, is good news...*

One of the most anxious times for pre-health applicants is waiting to hear back from programs on interviews or decisions. Depending how long you have waited, you can submit an update with significant information. Otherwise, know that if you haven't been denied, then you still have an opportunity!



## INTERVIEWS

### *Again...check your email!*

Being invited for an interview means that you have met what they are looking for on paper. This is your opportunity to talk to individuals at the programs about why you are passionate about the field and that specific school. Do your research! Come prepared with your own questions! And don't forget to practice with a mock interview!




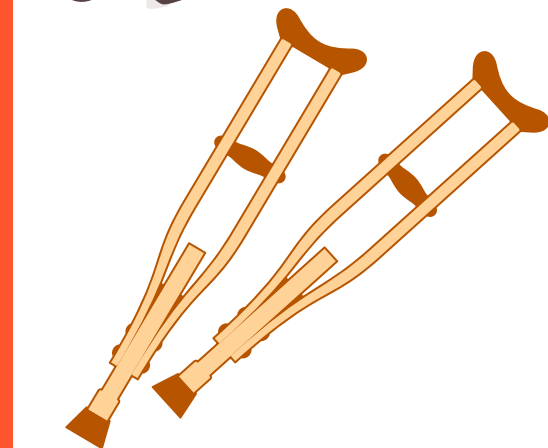
Please note, not all OT programs conduct interviews.

## ADMISSION OFFERS

### *Be ready*

OT programs may send admission offers within a couple of weeks of interviewing. If they do not interview applicants, expect decisions after application deadlines. Programs usually send out decisions in batches. It is possible to receive multiple offers, but also be denied or waitlisted.

yes




# TIMELINE OF APPLYING

## DECISION TIME

### *Understand your options*

If you have received an admission offer, be mindful of due dates for deposits to hold your seat. Plus, applicants need to be aware of decision deadlines. Read carefully any information programs have sent you!


If you did not receive any offers, make sure you think about a plan B and what you need to do to reapply.



## START SCHOOL

*Woohoo!!*

Congratulations! You have accepted an offer to a OT school and are ready to start your journey to become an occupational therapist.



## HOW DO I GET HELP?

### *The Career Center*

Throughout the application process, the Pre-Health Advisors are available to assist applicants...alumni too! We can discuss competitiveness, review personal statements, work/activity sections, secondary essays, school list, conduct mock interviews and walk you through the decision process. Don't hesitate to contact us, if you need help!



# RESOURCES



[AOTA Careers in OT](#)



[AOTA School Directory](#)



[OTCAS \(Centralized Application Service\)](#)



[Health Profession Advising](#)



[Personal Statement Reviews](#)



[Mock Interviews](#)